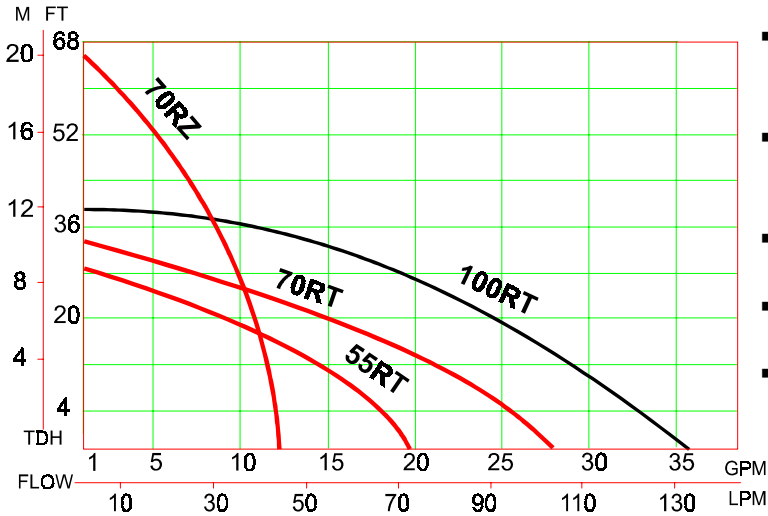


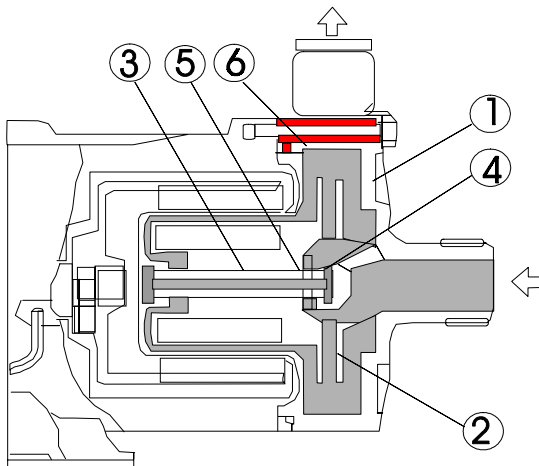


**IWAKI WALCHEM Corporation**

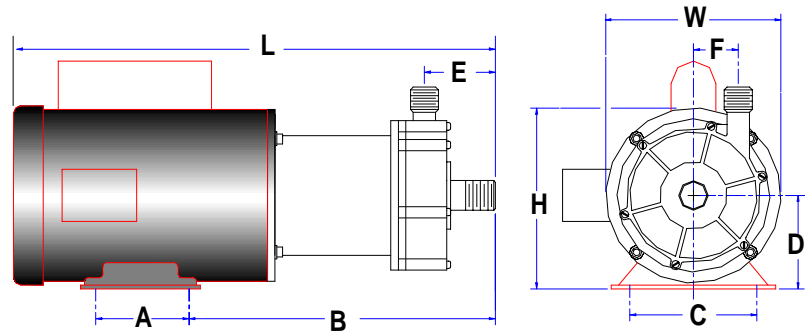
# MD-55/70/100



- Twin bearing system handles thrust loads, extends service life
- Hollow rotating / Internal cooling circuit reduces bearing temperature
- Compact / Quiet energy efficient design
- Few moving parts for easy maintenance
- Other sizes, voltages & materials available



Part	Material
1 Casing	GFRPP
2 Impeller	GFRPP or CFRPP
3 Spindle	Ceramic
4 Bearing	PTFE
5 Thrust ring	Ceramic or PE
6 O-ring	FKM or EPDM



## Dimensions (inches) and Specifications

Model	W	H	L	A	B	C	D	E	F
MD-55R(T)	4.72	6.10	10.77	1.57	7.03	3.94	2.56	2.42	1.57
MD-70R(T)	5.63	6.09	10.20	2.75	5.71	4.25	2.56	2.09	1.69
MD-70RZ(T)	5.63	6.50	9.72	2.75	5.24	4.25	2.56	1.65	1.87
MD-100R(T)	6.14	6.88	12.67	2.76	6.37	4.33	2.95	2.55	1.70

Model	CONNECTIONS		MOTOR		AMPS 115V	MAX FLOW GPM	MAX HEAD FT	MAX SYS PRESSURE PSI	S.G.	WEIGHT LBS
	HOSE	NPTM	OUTPUT (HP)	SPEED (RPM)						
MD-55R(T)	1	1	1/9	3400	1.6	18.4	26.9	17.1	1.2	10
MD-70R(T)	1	1	1/4	3400	2.8	25.6	31.8	21.3	1.0	13
MD-70RZ(T)	3/4	3/4	1/4	3400	3.8	11.4	66.6	42.7	1.0	13
MD-100R(T)	1	1	1/3	3400	3.4	35.6	39.0	25.6	1.2	18